

# QC

## Certificate of Analysis

**REQUESTED BY:** IVF Prime, inc (Çamlica Mah. Anadolu Bulvari No: 20 - Timko Sokak AA Blok, Ankara 06200 Yenimahalle Turkey)

**ASSAY REQUESTED BY CUSTOMER:** MEA - Standard Mouse embryo assay

**OPERATION PROCEDURE:** SOP-MEA-00/WI-MEA-05

**TYPE OF ASSAY:** Indirect

**INTERNAL NUMBER:** MEA.018.1080.2022

**DATE:** 09/06/2022 - 13/06/2022

Product information provided by the customer (Embryotools cannot be held responsible for the veracity of this information)

**DESCRIPTION OF TEST PRODUCT:** EmbryoSafe Incubator Disinfectant

**REF:** ESD001 - ESD002

**LOT NUMBER:** 2022/06ESD

**EXP. DATE:** 06/2024

### PROTOCOL:

Culture dishes were prepared with previously tested medium in triplicate and equilibrated overnight prior to use. Fresh 1-cell stage mouse embryos were collected from F1 hybrid females (B6/CBA) crossed with males from the same genetic background, washed thoroughly and cultured up to Day 5. A separate dish filled with test product was placed inside the same incubator chamber for the whole duration of the assay. Control group was prepared following the same set-up and conditions, and embryos cultured in parallel in a separated incubator, without presence of the sample. Embryo development of test and control group was followed every 24 h and photos were taken and included in this report (annex I).

### CONTROL AND TEST ASSAY RESULTS:

Embryo developmental rates of control and tested group.


	Embryo development rates				Result
	n	Day 2 Two-cell stage n (%)	Day 5 Expanded blastocyst stage n (%)	Good Quality (morphology) Blastocysts n (%)	
Control	15	15 (100)	14 (93.33)	13 (92.86)	<b>Passed*</b>
EmbryoSafe Incubator Disinfectant (Lot:2022/06ESD)	21	21 (100)	21 (100)	16 (76.19)	<b>Passed*</b>

**SUMMARY OF OBSERVATIONS:** All test and control embryos were selected randomly from a common pool and cultured at 37.3°C with a tri-gas atmosphere with optimal %CO<sub>2</sub> and %O<sub>2</sub>. Embryotools acceptance criteria for this standard test is that more than 80% of mouse embryos develop to the expanded blastocyst stage and pass a visual morphological examination of the inner cell mass (ICM) and trophectoderm (TE) cells. The results of this assay refer to the items tested.

\* More than 80% of the test group embryos developed to the expanded blastocyst stage within 5 days, fulfilling acceptance criteria for this test.


These results are representative of the test samples submitted by the customer.

Nuno Costa-Borges, PhD



Scientific Director

Gloria Calderón, PhD



Quality Assurance



Annex I  
Control

#1, 13/06/2022 8:58:02



#2, 13/06/2022 8:58:05



#3, 13/06/2022 8:58:08



#4, 13/06/2022 8:58:26



#5, 13/06/2022 8:58:33



#6, 13/06/2022 8:58:54



#7, 13/06/2022 8:58:59



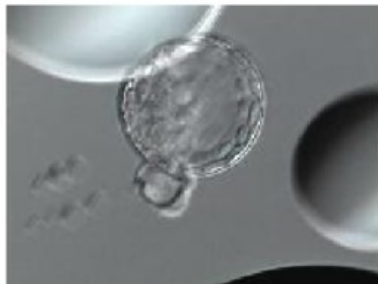
#8, 13/06/2022 8:59:29



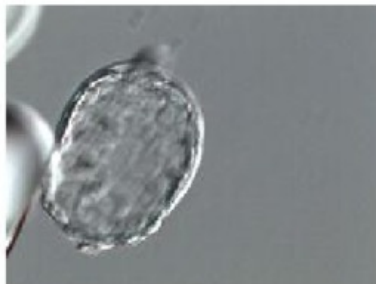
#9, 13/06/2022 8:59:32




#10, 13/06/2022 8:59:46



#11, 13/06/2022 8:59:52



#12, 13/06/2022 9:00:07



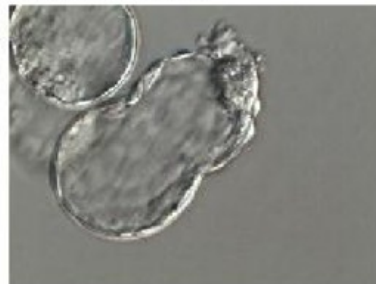
#13, 13/06/2022 9:00:09



#14, 13/06/2022 9:00:29



#15, 13/06/2022 9:00:31



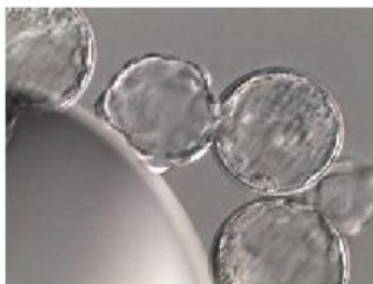


EmbryoSafe Incubator Disinfectant  
(REF: ESD001 - ESD002 ; Lot: 2022/06ESD)

#1, 13/06/2022 9:04:01



#2, 13/06/2022 9:04:03



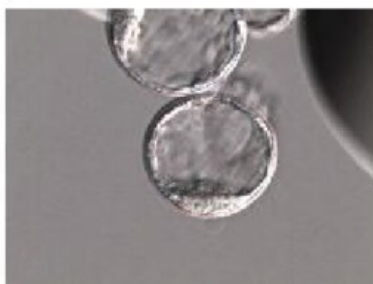
#3, 13/06/2022 9:04:06



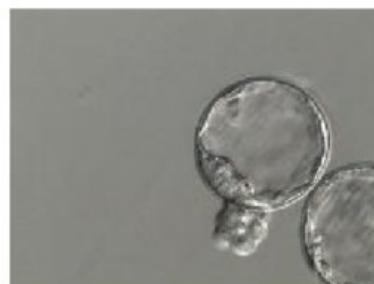
#4, 13/06/2022 9:04:28




#5, 13/06/2022 9:04:30




#6, 13/06/2022 9:04:46



#7, 13/06/2022 9:04:49



#8, 13/06/2022 9:05:19



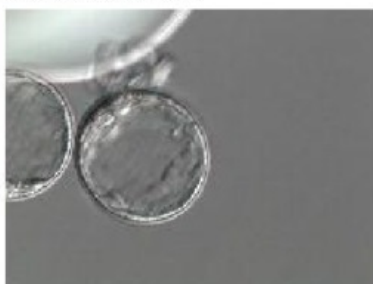
#9, 13/06/2022 9:05:25



#10, 13/06/2022 9:05:41



#11, 13/06/2022 9:05:42



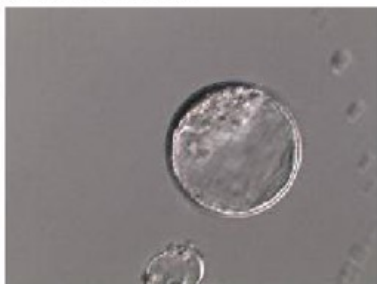
#12, 13/06/2022 9:06:09



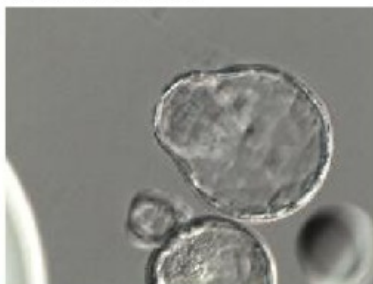


EmbryoSafe Incubator Disinfectant  
(REF: ESD001 - ESD002 ; Lot: 2022/06ESD)

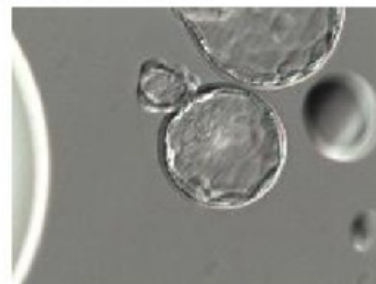
#13, 13/06/2022 9:06:11



#14, 13/06/2022 9:06:30



#15, 13/06/2022 9:06:32




#16, 13/06/2022 9:06:49



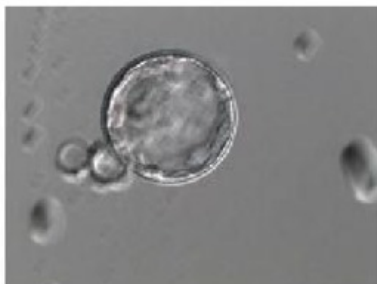
#17, 13/06/2022 9:06:50



#18, 13/06/2022 9:07:10



#19, 13/06/2022 9:07:12



#20, 13/06/2022 9:07:30



#21, 13/06/2022 9:07:38

